



# EstroBond 75-Technical Data Sheet

## KOALA ESTROBOND ADHESIVE



EstroBond 75 is a high-performance single component, moisture-curing polyurethane adhesive with a very low emission of volatile organic compounds (VOC).

### AREA OF APPLICATION

EstroBond 75 has been specially designed for parquet flooring, laminated parquet flooring, paving woodblocks, resin impregnated parquet flooring, standing timber and varnished parquet flooring, plywood parquet flooring and exotic species (teak, bamboo, etc.), cork underlay. It has an excellent adhesion to most substrates such as wood, concrete, stone.

### ADVANTAGE/FEATURES

- Solvent free
- Easy to spread
- High bond strength
- Excellent sound dampening properties
- Low odour, cured to rubber
- Suitable over radiant heating
- Moisture resistant
- Can be sanded



## TECHNICAL DATA

Appearance	Pasty
Color	Beige
Density at 20 °C	1.22 ± 0.05
Application temperature	5 °C to 35 °C
Working time at at 23 °C and 50 % RH	Approx. 30-70 mins
Temperature resistance of the assemblies	- 40 to 90 °C
Shore A hardness (Cured)	35-50
Resistance to dilute acids and bases	Average
Water and salt spray resistance	Excellent
Tensile strength (DIN53504)	2.0 MPa
Elongation at break (DIN53504)	600%
Tear strength	8.5 N/mm

## SOUND REDUCTION PERFORMANCE

Koala EstroBond 75 provides a premium sound reduction barrier by gluing on the bare concrete substrate with Koala 3.5mm V-notch trowel.

Subfloor Type	Flooring Type	Ceiling Type	Result	Test	AAAC <sup>6</sup>
Concrete (200-220mm)	N/A	80-150mm suspended ceiling cavity 13mm thick plasterboard	63	L'nTw <sup>3</sup>	2
Concrete (200-220mm)	15mm Engineered timber flooring glued to the concrete slab with Koala Adhesive	80-150mm suspended ceiling cavity 13mm thick plasterboard	46	L'nTw3	4

## INSTRUCTIONS

### Substrate Preparation:

The substrates must be clean, dry, free of dust, sealers, paints and grease. Paving or flooring should not in any way be likely to expose parquet to rising or seepage of moisture.

Do not work at temperatures below 5 °C or when the relative humidity exceeds 65 %. If necessary, heat and ventilate the room. The humidity of the parquet flooring should be between 7 and 11 %. Substrate humidity level: < 5.0 %. The surface should be even (maximum tolerance: 5 mm under a 2 m ruler).

On difficult substrates (contact us) apply Koala Primer with a roller before laying parquet or before leveling with recommended Koala self-leveling compound.

On anhydrite screeds, it is necessary to rub down beforehand. On heating floors, after 2 to 3 weeks of functioning, heating has to be stopped 48 hours before working. Wait minimum 7 days before turning on heating gradually.

## Application:

Uniformly spread onto the subfloor with an appropriate trowel or gun. Lay the wood lathes into the wet adhesive film. Check the proper transfer on the lath back side. Respect a gap of 10 to 20 mm all along the walls. Do not walk on the parquet floor for 12 hours. Allow to dry for at least 24 hours before sanding.

## Cork or Fiber underlayers:

Underlayers can be laid with EstroBond 75 in order to accelerate the adhesive curing, it is convenient to wet the back side of the underlayer with a water spray (ca.20 g/m<sup>2</sup>). Wait until hardening before laying parquet as indicated above.

## Clean up:

Tools should be cleaned with clean cloth before the adhesive has completely cured. After curing, mechanical cleaning is required.

Hands and exposed skin should be washed immediately by using a suitable hand cleanser and water. Do not use solvents.

## COVERAGE

200 to 700g/m<sup>2</sup> depending on the requirements. Total coverage 15-22 m<sup>2</sup> per pail.

## STORAGE AND SHELF LIFE

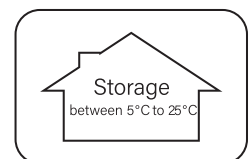
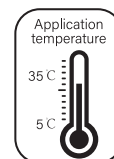
12 months in the original, hermetically sealed sausages between 5 °C and 25 °C

**PACKAGING** 12L in drums  
20x 600ml foil pack

## SAFETY

Not classified as hazardous. Refer to the Safety Data Sheet for further information.

Remarks: The present data sheet deals with general information only. It is necessary for the user to check beforehand the compatibility of the materials and the working technical. Our products are of constant and superior quality and therefore cannot be blamed for discrepancies due to their use or reaction that are of exclusive responsibility of the user. Our technical service is at the disposal of our clients for any additional information.



**Koala Flooring Accessories**  
[www.koalaflooringaccessories.com.au](http://www.koalaflooringaccessories.com.au)